





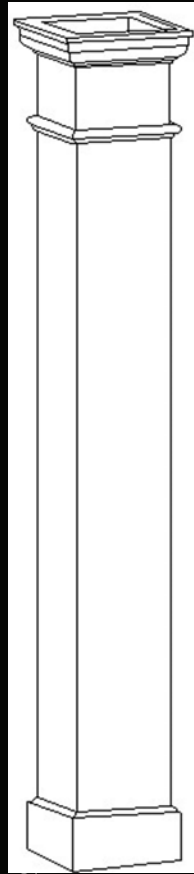
Element 13 Aluminum Columns



Round



Square
Fluted



Square
Plain

Standard


Upgrade



Beige



Linen



White



Slate



Taupe



Black




Brown



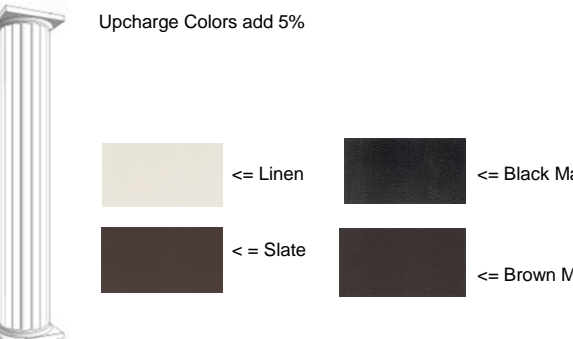
Element 13 Aluminum Round FLUTED Columns with Capitals & Bases

 MAR-21



Standard Colors

- Beige
- Gloss White
- Taupe



Upcharge Colors add 5%

- Linen
- Black Matt
- Slate
- Brown Matt

All Prices are FOB Factory

Email us for a Written Quote Specify Model & Quantity

8 Feet (2.438 meters)

Diameter 6" Non Tapered	Loads up to 21,000 lbs (9.52mtons)		click for Drawing	LIST
IPAL0806F-TCTB	Whole	Top & Bottom Diameter 6" (15.24cm), Inside 4-1/2" (11.4cm)		218.42
Load Bearing Plate				32.20
IPAL0806F-TCTB-WRAP	Split for Wrap	Split Shaft, Cap & Base for Wedged, Wall Wrap, Inside Corner & Engaged call for prices		236.91
IPAL0806F-TCTB-PIL	Split for 1/2 Column			329.56
Diameter 8" Non Tapered	Loads up to 21,000 lbs (9.52mtons)		click for Drawing	LIST
IPAL0808F-TCTB	Whole	Top & Bottom Diameter 8" (20.32cm), Inside 6-1/2" (16.5cm)		276.96
Load Bearing Plate				30.38
IPAL0808F-TCTB-WRAP	Split for Wrap	Split Shaft, Cap & Base for Wedged, Wall Wrap, Inside Corner & Engaged call for prices		294.41
IPAL0808F-TCTB-PIL	Split for 1/2 Column			381.97
Diameter 10" Non Tapered	Loads up to 26,000 lbs (11.79mtons)		click for Drawing	LIST
IPAL0810F-TCTB	Whole	Top & Bottom Diameter 10" (25.4cm), Inside 8-1/2" (21.5cm)		380.22
Load Bearing Plate				30.38
IPAL0810F-TCTB-WRAP	Split for Wrap	Split Shaft, Cap & Base for Wedged, Wall Wrap, Inside Corner & Engaged call for prices		432.73
IPAL0810F-TCTB-PIL	Split for 1/2 Column			485.08
Diameter 12" Non Tapered	Loads up to 26,000 lbs (11.79mtons)		click for Drawing	LIST
IPAL0812F-TCTB	Whole	Top & Bottom Diameter 12" (20.3cm), Inside 10-1/2" (26.6cm)		641.00
Load Bearing Plate				30.38
IPAL0812F-TCTB-WRAP	Split for Wrap	Split Shaft, Cap & Base for Wedged, Wall Wrap, Inside Corner & Engaged call for prices		693.51
IPAL0812F-TCTB-PIL	Split for 1/2 Column			372.93

9 Feet (2.743 meters)

Diameter 6" Non Tapered	Loads up to 21,000 lbs (9.52mtons)		click for Drawing	LIST	Each
IPAL0906F-TCTB	Whole	Top & Bottom Diameter 6" (15.24cm), Inside 4-1/2" (11.4cm)		232.23	
Load Bearing Plate				30.38	
IPAL0906F-TCTB-WRAP	Split for Wrap	Split Shaft, Cap & Base for Wedged, Wall Wrap, Inside Corner & Engaged call for prices		249.68	
IPAL0906F-TCTB-PIL	Split for 1/2 Column			336.92	
Diameter 8" Non Tapered	Loads up to 21,000 lbs (9.52mtons)		click for Drawing	LIST	
IPAL0908F-TCTB	Whole	Top & Bottom Diameter 8" (20.32cm), Inside 6-1/2" (16.5cm)		308.37	
Load Bearing Plate				30.38	
IPAL0908F-TCTB-WRAP	Split for Wrap	Split Shaft, Cap & Base for Wedged, Wall Wrap, Inside Corner & Engaged call for prices		325.82	
IPAL0908F-TCTB-PIL	Split for 1/2 Column			413.38	
Diameter 10" Non Tapered	Loads up to 26,000 lbs (11.79mtons)		click for Drawing	LIST	
IPAL0910F-TCTB	Whole	Top & Bottom Diameter 10" (25.4cm), Inside 8-1/2" (21.5cm)		413.06	
Load Bearing Plate				30.38	
IPAL0910F-TCTB-WRAP	Split for Wrap	Split Shaft, Cap & Base for Wedged, Wall Wrap, Inside Corner & Engaged call for prices		465.56	
IPAL0910F-TCTB-PIL	Split for 1/2 Column			518.07	
Diameter 12" Non Tapered	Loads up to 30,000 lbs (9.52mtons)		click for Drawing	LIST	
IPAL0912F-TCTB	Whole	Top & Bottom Diameter 12" (20.3cm), Inside 10-1/2" (26.6cm)		700.01	
Load Bearing Plate				30.38	
IPAL0912F-TCTB-WRAP	Split for Wrap	Split Shaft, Cap & Base for Wedged, Wall Wrap, Inside Corner & Engaged call for prices		752.52	
IPAL0912F-TCTB-PIL	Split for 1/2 Column			804.86	

Element 13 Aluminum Round FLUTED Columns with Capitals & Bases



MAR-21

10 Feet (3.048 meters)

Diameter 6" Non Tapered		Loads up to 21,000 lbs (9.52mtons)	click for Drawing	LIST
IPAL1006F-TCTB	Whole	Top & Bottom Diameter 6" (15.24cm), Inside 4-1/2" (11.4cm)		253.64
Load Bearing Plate				30.38
IPAL1006F-TCTB-WRAP	Split for Wrap	Split Shaft, Cap & Base		271.09
IPAL1006F-TCTB-PIL	Split for 1/2 Column	for Wedged, Wall Wrap, Inside Corner & Engaged call for prices		358.49
Diameter 8" Non Tapered		Loads up to 21,000 lbs (9.52mtons)	click for Drawing	LIST
IPAL1008F-TCTB	Whole	Top & Bottom Diameter 8" (20.32cm), Inside 6-1/2" (16.5cm)		331.21
Load Bearing Plate				30.38
IPAL1008F-TCTB-WRAP	Split for Wrap	Split Shaft, Cap & Base		348.66
IPAL1008F-TCTB-PIL	Split for 1/2 Column	for Wedged, Wall Wrap, Inside Corner & Engaged call for prices		436.22
Diameter 10" Non Tapered		Loads up to 26,000 lbs (11.79mtons)	click for Drawing	LIST
IPAL1010F-TCTB	Whole	Top & Bottom Diameter 10" (25.4cm), Inside 8-1/2" (21.5cm)		453.98
Load Bearing Plate				30.38
IPAL1010F-TCTB-WRAP	Split for Wrap	Split Shaft, Cap & Base		506.49
IPAL1010F-TCTB-PIL	Split for 1/2 Column	for Wedged, Wall Wrap, Inside Corner & Engaged call for prices		558.99
Diameter 12" Non Tapered		Loads up to 30,000 lbs (9.52mtons)	click for Drawing	LIST
IPAL1012F-TCTB	Whole	Top & Bottom Diameter 12" (20.3cm), Inside 10-1/2" (26.6cm)		764.26
Load Bearing Plate				30.38
IPAL1012F-TCTB-WRAP	Split for Wrap	Split Shaft, Cap & Base		816.76
IPAL1012F-TCTB-PIL	Split for 1/2 Column	for Wedged, Wall Wrap, Inside Corner & Engaged call for prices		869.27

12 Feet (3.657 meters)

Diameter 8" Non Tapered		Loads up to 21,000 lbs (9.52mtons)	click for Drawing	LIST
IPAL1208F-TCTB	Whole	Top & Bottom Diameter 8" (20.32cm), Inside 6-1/2" (16.5cm)		394.02
Load Bearing Plate				30.38
IPAL1208F-TCTB-WRAP	Split for Wrap	Split Shaft, Cap & Base		411.47
IPAL1208F-TCTB-PIL	Split for 1/2 Column	for Wedged, Wall Wrap, Inside Corner & Engaged call for prices		499.03
Diameter 10" Non Tapered		Loads up to 26,000 lbs (11.79mtons)	click for Drawing	LIST
IPAL1210F-TCTB	Whole	Top & Bottom Diameter 10" (25.4cm), Inside 8-1/2" (21.5cm)		527.75
Load Bearing Plate				30.38
IPAL1210F-TCTB-WRAP	Split for Wrap	Split Shaft, Cap & Base		580.25
IPAL1210F-TCTB-PIL	Split for 1/2 Column	for Wedged, Wall Wrap, Inside Corner & Engaged call for prices		632.60
Diameter 12" Non Tapered		Loads up to 30,000 lbs (9.52mtons)	click for Drawing	LIST
IPAL1212F-TCTB	Whole	Top & Bottom Diameter 12" (20.3cm), Inside 10-1/2" (26.6cm)		886.08
Load Bearing Plate				30.38
IPAL1212F-TCTB-WRAP	Split for Wrap	Split Shaft, Cap & Base		938.58
IPAL1212F-TCTB-PIL	Split for 1/2 Column	for Wedged, Wall Wrap, Inside Corner & Engaged call for prices		991.09
Diameter 15" Non Tapered		Loads up to 33,000 lbs (14.96mtons)	click for Drawing	LIST
IPAL1215F-TCTB	Whole	Top & Bottom Diameter 15" (38.1cm), Inside 13-1/2" (34.2cm)		1275.35
Load Bearing Plate				30.38
IPAL1215F-TCTB-WRAP	Split for Wrap	Split Shaft, Cap & Base		1380.35
IPAL1215F-TCTB-PIL	Split for 1/2 Column	for Wedged, Wall Wrap, Inside Corner & Engaged call for prices		1505.03

16 Feet (4.876 meters)

Diameter 12" Non Tapered		Loads up to 30,000 lbs (9.52mtons)	click for Drawing	LIST
IPAL1612F-TCTB	Whole	Top & Bottom Diameter 12" (20.3cm), Inside 10-1/2" (26.6cm)		1135.91
Load Bearing Plate				30.38
IPAL1612F-TCTB-WRAP	Split for Wrap	Split Shaft, Cap & Base		1188.42
IPAL1612F-TCTB-PIL	Split for 1/2 Column	for Wedged, Wall Wrap, Inside Corner & Engaged call for prices		1240.76
Diameter 15" Non Tapered		Loads up to 33,000 lbs (14.96mtons)	click for Drawing	LIST
IPAL1615F-TCTB	Whole	Top & Bottom Diameter 15" (38.1cm), Inside 13-1/2" (34.2cm)		1564.84
Load Bearing Plate				30.38
IPAL1615F-TCTB-WRAP	Split for Wrap	Split Shaft, Cap & Base		1669.85
IPAL1615F-TCTB-PIL	Split for 1/2 Column	for Wedged, Wall Wrap, Inside Corner & Engaged call for prices		1789.61
Diameter 18" Non Tapered		Loads up to 38,000 lbs (17.23mtons)	click for Drawing	LIST
IPAL1618F-TCTB	Whole	Top & Bottom Diameter 18" (45.72cm), Inside 16-1/2" (41.9cm)		2391.91
Load Bearing Plate				30.38
IPAL1618F-TCTB-WRAP	Split for Wrap	Split Shaft, Cap & Base		2496.92
IPAL1618F-TCTB-PIL	Split for 1/2 Column	for Wedged, Wall Wrap, Inside Corner & Engaged call for prices		2706.78

Element 13 Aluminum Round FLUTED Columns with Capitals & Bases



MAR-21

18 Feet (5.486 meters)

Diameter 15" Non Tapered	Loads up to 33,000 lbs (14.96mtons)		click for Drawing	LIST
IPAL1815F-TCTB	Whole	Top & Bottom Diameter 15" (38.1cm), Inside 13-1/2" (34.2cm)		1738.85
Load Bearing Plate				30.38
IPAL1815F-TCTB-WRAP	Split for Wrap	Split Shaft, Cap & Base		1843.86
IPAL1815F-TCTB-PIL	Split for 1/2 Column	for Wedged, Wall Wrap, Inside Corner & Engaged call for prices		2172.21

Diameter 18" Non Tapered	Loads up to 38,000 lbs (17.23mtons)		click for Drawing	LIST
IPAL1818F-TCTB	Whole	Top & Bottom Diameter 18" (45.7cm), Inside 16-1/2" (41.9cm)		2578.77
Load Bearing Plate				30.38
IPAL1818F-TCTB-WRAP	Split for Wrap	Split Shaft, Cap & Base		2683.62
IPAL1818F-TCTB-PIL	Split for 1/2 Column	for Wedged, Wall Wrap, Inside Corner & Engaged call for prices		3161.71

Diameter 24" Non Tapered	Loads up to 38,000 lbs (17.23mtons)		click for Drawing	LIST
IPAL1824F-TCTB	Whole	Top & Bottom Diameter 24" (60.96cm), Inside 22-1/2" (57.1cm)		4827.28
Load Bearing Plate				30.38
IPAL1824F-TCTB-WRAP	Split for Wrap	Split Shaft, Cap & Base		5037.14
IPAL1824F-TCTB-PIL	Split for 1/2 Column	for Wedged, Wall Wrap, Inside Corner & Engaged call for prices		5247.00

20 Feet (6.096 meters)

Diameter 15" Non Tapered	Loads up to 33,000 lbs (14.96mtons)		click for Drawing	LIST
IPAL2015F-TCTB	Whole	Top & Bottom Diameter 15" (38.1cm), Inside 13-1/2" (34.2cm)		1946.33
Load Bearing Plate				30.38
IPAL2015F-TCTB-WRAP	Split for Wrap	Split Shaft, Cap & Base		2051.18
IPAL2015F-TCTB-PIL	Split for 1/2 Column	for Wedged		2397.14

Diameter 18" Non Tapered	Loads up to 38,000 lbs (17.23mtons)		click for Drawing	LIST
IPAL2018F-TCTB	Whole	Top & Bottom Diameter 18" (45.7cm), Inside 16-1/2" (41.9cm)		2952.33
Load Bearing Plate				30.38
IPAL2018F-TCTB-WRAP	Split for Wrap	Split Shaft, Cap & Base		3057.18
IPAL2018F-TCTB-PIL	Split for 1/2 Column	for Wedged, Wall Wrap, Inside Corner & Engaged call for prices		3572.87

Diameter 24" Non Tapered	Loads up to 38,000 lbs (17.23mtons)		click for Drawing	LIST
IPAL2024F-TCTB	Whole	Top & Bottom Diameter 24" (60.96cm), Inside 22-1/2" (57.1cm)		4942.76
Load Bearing Plate				30.38
IPAL2024F-TCTB-WRAP	Split for Wrap	Split Shaft, Cap & Base		5152.62
IPAL2024F-TCTB-PIL	Split for 1/2 Column	for Wedged, Wall Wrap, Inside Corner & Engaged call for prices		5362.48

24 Feet (7.315 meters)

Diameter 15" Non Tapered	Loads up to 33,000 lbs (14.96mtons)		click for Drawing	LIST
IPAL2415F-TCTB	Whole	Top & Bottom Diameter 15" (38.1cm), Inside 13-1/2" (34.2cm)		2191.88
Load Bearing Plate				30.38
IPAL2415F-TCTB-WRAP	Split for Wrap	Split Shaft, Cap & Base		2296.73
IPAL2415F-TCTB-PIL	Split for 1/2 Column	for Wedged		2668.71

Diameter 18" Non Tapered	Loads up to 38,000 lbs (17.23mtons)		click for Drawing	LIST
IPAL2418F-TCTB	Whole	Top & Bottom Diameter 18" (45.7cm), Inside 16-1/2" (41.9cm)		3288.61
Load Bearing Plate				30.38
IPAL2418F-TCTB-WRAP	Split for Wrap	Split Shaft, Cap & Base		3393.46
IPAL2418F-TCTB-PIL	Split for 1/2 Column	for Wedged, Wall Wrap, Inside Corner & Engaged call for prices		3942.78

Diameter 24" Non Tapered	Loads up to 38,000 lbs (17.23mtons)		click for Drawing	LIST
IPAL2424F-TCTB	Whole	Top & Bottom Diameter 24" (60.96cm), Inside 22-1/2" (57.1cm)		5427.83
Load Bearing Plate				30.38
IPAL2424F-TCTB-WRAP	Split for Wrap	Split Shaft, Cap & Base		5637.69
IPAL2424F-TCTB-PIL	Split for 1/2 Column	for Wedged, Wall Wrap, Inside Corner & Engaged call for prices		5847.55

Element 13 Aluminum Square Smooth Columns with Capitals & Bases



MAR-21

Standard Colors

<= Beige

<= Gloss White

<= Taupe

Upcharge Colors add 5%

<= Linen

<= Black Matt

<= Slate

<= Brown Matt

8 Feet (2.438 meters)

5-1/2" x 5-1/2" (13.9cm)	Loads up to 10,000lbs (4.5 metric tons)		click for Drawing	LIST
IPTSQ0806S-AL	Whole	Top & Bottom 5-1/2" x 5-1/2" (13.9cm)		364.84
Load Bearing Plate				29.19
IPTSQ0806S-AL-WRAP	Split for Wrap	Split Shaft, Cap & Base		380.70
IPTSQ0806S-AL-PIL	Split for 1/2 Column	Each Half		230.01
7-1/2" x 7-1/2" (19cm)	Loads up to 20,000lbs (9.07 metric tons)		click for Drawing	LIST
IPTSQ0808S-AL	Whole	Top & Bottom 9" x 9" (18.4cm)		493.96
Load Bearing Plate				38.23
IPTSQ0808S-AL-WRAP	Split for Wrap	Split Shaft, Cap & Base		509.82
IPTSQ0808S-AL-PIL	Split for 1/2 Column	Each Half		294.57
9" x 9" (18.4cm)	Loads up to 15,000lbs (6.8 metric tons)		click for Drawing	LIST
IPTSQ0809S-AL	Whole	Top & Bottom 9" x 9" (18.4cm)		587.23
Load Bearing Plate				41.24
IPTSQ0809S-AL-WRAP	Split for Wrap	Split Shaft, Cap & Base		603.09
IPTSQ0809S-AL-PIL	Split for 1/2 Column	Each Half		341.20

9 Feet (2.743 meters)

5-1/2" x 5-1/2" (13.9cm)	Loads up to 10,000lbs (4.5 metric tons)		click for Drawing	LIST
IPTSQ0906S-AL	Whole	Top & Bottom 5-1/2" x 5-1/2" (13.9cm)		393.71
Load Bearing Plate				29.19
IPTSQ0906S-AL-WRAP	Split for Wrap	Split Shaft, Cap & Base		409.57
IPTSQ0906S-AL-PIL	Split for 1/2 Column	Each Half		244.44
7-1/2" x 7-1/2" (19cm)	Loads up to 20,000lbs (9.07 metric tons)		click for Drawing	LIST
IPTSQ0908S-AL	Whole	Top & Bottom 9" x 9" (18.4cm)		534.25
Load Bearing Plate				38.23
IPTSQ0908S-AL-WRAP	Split for Wrap	Split Shaft, Cap & Base		550.11
IPTSQ0908S-AL-PIL	Split for 1/2 Column	Each Half		314.71
9" x 9" (18.4cm)	Loads up to 15,000lbs (6.8 metric tons)		click for Drawing	LIST
IPTSQ0909S-AL	Whole	Top & Bottom 9" x 9" (18.4cm)		636.72
Load Bearing Plate				41.24
IPTSQ0909S-AL-WRAP	Split for Wrap	Split Shaft, Cap & Base		652.58
IPTSQ0909S-AL-PIL	Split for 1/2 Column	Each Half		365.95

10 Feet (3.048 meters)

5-1/2" x 5-1/2" (13.9cm)	Loads up to 10,000lbs (4.5 metric tons)		click for Drawing	LIST
IPTSQ1006S-AL	Whole	Top & Bottom 5-1/2" x 5-1/2" (13.9cm)		422.58
Load Bearing Plate				29.19
IPTSQ1006S-AL-WRAP	Split for Wrap	Split Shaft, Cap & Base		438.44
IPTSQ1006S-AL-PIL	Split for 1/2 Column	Each Half		258.88
7-1/2" x 7-1/2" (19cm)	Loads up to 20,000lbs (9.07 metric tons)		click for Drawing	LIST
IPTSQ1008S-AL	Whole	Top & Bottom 9" x 9" (18.4cm)		574.38
Load Bearing Plate				38.23
IPTSQ1008S-AL-WRAP	Split for Wrap	Split Shaft, Cap & Base		590.24
IPTSQ1008S-AL-PIL	Split for 1/2 Column	Each Half		334.86
9" x 9" (18.4cm)	Loads up to 15,000lbs (6.8 metric tons)		click for Drawing	LIST
IPTSQ1009S-AL	Whole	Top & Bottom 9" x 9" (18.4cm)		686.05
Load Bearing Plate				41.24
IPTSQ1009S-AL-WRAP	Split for Wrap	Split Shaft, Cap & Base		701.92
IPTSQ1009S-AL-PIL	Split for 1/2 Column	Each Half		390.69


12 Feet (3.657 meters)



MAR-21

5-1/2" x 5-1/2" (13.9cm)		Loads up to 10,000lbs (4.5 metric tons)	click for Drawing	LIST
IPTSQ1206S-AL	Whole	Top & Bottom 5-1/2" x 5-1/2" (13.9cm)		496.50
Load Bearing Plate				29.19
IPTSQ1206S-AL-WRAP	Split for Wrap	Split Shaft, Cap & Base		512.36
IPTSQ1206S-AL-PIL	Split for 1/2 Column			295.84
7-1/2" x 7-1/2" (19cm)		Loads up to 20,000lbs (9.07 metric tons)	click for Drawing	LIST
IPTSQ1208S-AL	Whole	Top & Bottom 9" x 9" (18.4cm)		650.36
Load Bearing Plate				38.23
IPTSQ1208S-AL-WRAP	Split for Wrap	Split Shaft, Cap & Base		666.23
IPTSQ1208S-AL-PIL	Split for 1/2 Column			372.77
9" x 9" (18.4cm)		Loads up to 15,000lbs (6.8 metric tons)	click for Drawing	LIST
IPTSQ1209S-AL	Whole	Top & Bottom 9" x 9" (18.4cm)		782.97
Load Bearing Plate				41.24
IPTSQ1209S-AL-WRAP	Split for Wrap	Split Shaft, Cap & Base		807.72
IPTSQ1209S-AL-PIL	Split for 1/2 Column			451.92

Aluminum Square Tuscan Fluted Columns with Capitals & Bases




Standard Colors

<= Beige

<= Gloss White

<= Taupe



Upcharge Colors add 5%

<= Linen

<= Black Matt

<= Slate

<= Brown Matt

8 Feet (2.438 meters)

3" x 3" (7.62 x 7.62c)		Center Load up to 8,000lbs (3.62 metric tons)	click for Drawing	LIST
IPTSQ0803F-AL	Whole	Top & Bottom Cap / Base call		105.64
Load Bearing Plate				29.19
4" x 4" (10 x 10cm)		Center Load up to 8,000lbs (3.62 metric tons)	click for Drawing	LIST
IPTSQ0804F-AL	Whole	Top & Bottom Cap/Base 5-5/8" x 5-5/8" (14.28 x 14.28cm)		187.81
Load Bearing Plate				42.30
5-1/2" x 5-1/2" (13.9cm)		Loads up to 10,000lbs (4.5 metric tons)	click for Drawing	LIST
IPTSQ0806F-AL	Whole	Top & Bottom Cap/Base 8-1/2" x 8-1/2" (21.5 x 21.5cm)		255.86
Load Bearing Plate				41.24
IPTSQ0806F-AL-WRAP	Split for Wrap	Split Shaft, Cap & Base		273.31
IPTSQ0806F-AL-PIL	Split for 1/2 Column			180.36
7-1/2" x 7-1/2" (19cm)		Loads up to 24,000lbs (10.8 metric tons)	click for Drawing	LIST
IPTSQ0808F-AL	Whole	Top & Bottom Cap/Base 10-1/2" x 10-1/2" (26.6 x 26.6cm)		361.03
Load Bearing Plate				41.24
IPTSQ0808F-AL-WRAP	Split for Wrap	Split Shaft, Cap & Base		378.48
IPTSQ0808F-AL-PIL	Split for 1/2 Column			233.02
10" x 10" (25.4 x 25.4cm)		Loads up to 26,000lbs (11.79 metric tons)	click for Drawing	LIST
IPTSQ0810F-AL	Whole	Top & Bottom Cap/Base 10-1/2" x 10-1/2" (26.6 x 26.6cm)		568.51
Load Bearing Plate				41.24
IPTSQ0810F-AL-WRAP	Split for Wrap	Split Shaft, Cap & Base		621.02
IPTSQ0810F-AL-PIL	Split for 1/2 Column			336.76
11-15/16"x11-15/16" (30.3cm)		Loads up to 26,000lbs (11.79 metric tons)	click for Drawing	LIST
IPTSQ0812F-AL	Whole	Top & Bottom Cap/Base 15-1/8" x 15-1/8" (38.4 x 38.4cm)		892.27
Load Bearing Plate				41.24
IPTSQ0812F-AL-WRAP	Split for Wrap	Split Shaft, Cap & Base		944.77
IPTSQ0812F-AL-PIL	Split for 1/2 Column			498.56



9 Feet (2.73 meters)

3" x 3" (7.62 x 7.62c)		Center Load up to 8,000lbs (3.62 metric tons)	click for Drawing	LIST
IPTSQ0903F-AL	Whole	Top & Bottom Cap / Base call		118.97
Load Bearing Plate				29.19
4" x 4" (10 x 10cm)		Center Load up to 8,000lbs (3.62 metric tons)	click for Drawing	LIST
IPTSQ0904F-AL	Whole	Top & Bottom Cap/Base 5-5/8" x 5-5/8" (14.28 x 14.28cm)		208.59
Load Bearing Plate				41.24
5-1/2" x 5-1/2" (13.9cm)		Loads up to 10,000lbs (4.5 metric tons)	click for Drawing	LIST
IPTSQ0906F-AL	Whole	Top & Bottom Cap/Base 8-1/2" x 8-1/2" (21.5 x 21.5cm)		297.74
Load Bearing Plate				41.24
IPTSQ0906F-AL-WRAP	Split for Wrap	Split Shaft, Cap & Base		315.19
IPTSQ0906F-AL-PIL	Split for 1/2 Column			201.30
7-1/2" x 7-1/2" (19cm)		Loads up to 24,000lbs (10.8 metric tons)	click for Drawing	LIST
IPTSQ0908F-AL	Whole	Top & Bottom Cap/Base 10-1/2" x 10-1/2" (26.6 x 26.6cm)		406.56
Load Bearing Plate				41.24
IPTSQ0908F-AL-WRAP	Split for Wrap	Split Shaft, Cap & Base		424.00
IPTSQ0908F-AL-PIL	Split for 1/2 Column			255.70
10" x 10" (25.4 x 25.4cm)		Loads up to 26,000lbs (11.79 metric tons)	click for Drawing	LIST
IPTSQ0910F-AL	Whole	Top & Bottom Cap/Base 10-1/2" x 10-1/2" (26.6 x 26.6cm)		677.01
Load Bearing Plate				41.24
IPTSQ0910F-AL-WRAP	Split for Wrap	Split Shaft, Cap & Base		729.36
IPTSQ0910F-AL-PIL	Split for 1/2 Column			391.01
11-15/16"x11-15/16" (30.3cm)		Loads up to 26,000lbs (11.79 metric tons)	click for Drawing	LIST
IPTSQ0912F-AL	Whole	Top & Bottom Cap/Base 15-1/8" x 15-1/8" (38.4 x 38.4cm)		982.21
Load Bearing Plate				41.24
IPTSQ0912F-AL-WRAP	Split for Wrap	Split Shaft, Cap & Base		1034.71
IPTSQ0912F-AL-PIL	Split for 1/2 Column			543.61

10 Feet (3.048 meters)

4" x 4" (10 x 10cm)		Center Load up to 8,000lbs (3.62 metric tons)	click for Drawing	LIST
IPTSQ1004F-AL	Whole	Top & Bottom Cap/Base 5-5/8" x 5-5/8" (14.28 x 14.28cm)		228.90
Load Bearing Plate				41.24
5-1/2" x 5-1/2" (13.9cm)		Loads up to 10,000lbs (4.5 metric tons)	click for Drawing	LIST
IPTSQ1006F-AL	Whole	Top & Bottom Cap/Base 8-1/2" x 8-1/2" (21.5 x 21.5cm)		323.12
Load Bearing Plate				41.24
IPTSQ1006F-AL-WRAP	Split for Wrap	Split Shaft, Cap & Base		340.57
IPTSQ1006F-AL-PIL	Split for 1/2 Column			213.99
7-1/2" x 7-1/2" (19cm)		Loads up to 24,000lbs (10.8 metric tons)	click for Drawing	LIST
IPTSQ1008F-AL	Whole	Top & Bottom Cap/Base 10-1/2" x 10-1/2" (26.6 x 26.6cm)		497.70
Load Bearing Plate				45.50
IPTSQ1008F-AL-WRAP	Split for Wrap	Split Shaft, Cap & Base		516.95
IPTSQ1008F-AL-PIL	Split for 1/2 Column			306.78
10" x 10" (25.4 x 25.4cm)		Loads up to 26,000lbs (11.79 metric tons)	click for Drawing	LIST
IPTSQ1010F-AL	Whole	Top & Bottom Cap/Base 10-1/2" x 10-1/2" (26.6 x 26.6cm)		708.26
Load Bearing Plate				41.24
IPTSQ1010F-AL-WRAP	Split for Wrap	Split Shaft, Cap & Base		760.61
IPTSQ1010F-AL-PIL	Split for 1/2 Column			406.56
11-15/16"x11-15/16" (30.3cm)		Loads up to 26,000lbs (11.79 metric tons)	click for Drawing	LIST
IPTSQ1012F-AL	Whole	Top & Bottom Cap/Base 15-1/8" x 15-1/8" (38.4 x 38.4cm)		1071.67
Load Bearing Plate				41.24
IPTSQ1012F-AL-WRAP	Split for Wrap	Split Shaft, Cap & Base		1124.18
IPTSQ1012F-AL-PIL	Split for 1/2 Column			588.34



12 Feet (3.657 meters)

7-1/2" x 7-1/2" (19cm)		Loads up to 24,000lbs (10.8 metric tons)	click for Drawing	LIST
IPTSQ1208F-AL	Whole	Top & Bottom Cap/Base 10-1/2" x 10-1/2" (26.6 x 26.6cm)		568.51
Load Bearing Plate				41.24
IPTSQ1208F-AL-WRAP	Split for Wrap	Split Shaft, Cap & Base		621.02
IPTSQ1208F-AL-PIL	Split for 1/2 Column			336.76
10" x 10" (25.4 x 25.4cm)		Loads up to 26,000lbs (11.79 metric tons)	click for Drawing	LIST
IPTSQ1210F-AL	Whole	Top & Bottom Cap/Base 10-1/2" x 10-1/2" (26.6 x 26.6cm)		823.26
Load Bearing Plate				41.24
IPTSQ1210F-AL-WRAP	Split for Wrap	Split Shaft, Cap & Base		875.77
IPTSQ1210F-AL-PIL	Split for 1/2 Column			464.14
11-15/16"x11-15/16" (30.3cm)		Loads up to 26,000lbs (11.79 metric tons)	click for Drawing	LIST
IPTSQ1212F-AL	Whole	Top & Bottom Cap/Base 15-1/8" x 15-1/8" (38.4 x 38.4cm)		1272.01
Load Bearing Plate				41.24
IPTSQ1212F-AL-WRAP	Split for Wrap	Split Shaft, Cap & Base		1324.52
IPTSQ1212F-AL-PIL	Split for 1/2 Column			688.43

16 Feet (4.876 meters)

11-15/16"x11-15/16" (30.3cm)		Loads up to 26,000lbs (11.79 metric tons)	click for Drawing	LIST
IPTSQ1612F-AL	Whole	Top & Bottom Cap/Base 15-1/8" x 15-1/8" (38.4 x 38.4cm)		1659.38
Load Bearing Plate				41.24
IPTSQ1612F-AL-WRAP	Split for Wrap	Split Shaft, Cap & Base		1711.88
IPTSQ1612F-AL-PIL	Split for 1/2 Column			882.11